


Lesson 15 • Fading Solutions


Subtraction: Doubles

To show subtraction, your student can cross out or draw an "X" over the block(s) being subtracted in each drawing.


$$\begin{array}{r} 6 \\ - 3 \\ \hline 3 \end{array}$$




$$\begin{array}{r} 12 \\ - 6 \\ \hline 6 \end{array}$$



$$\begin{array}{r} 8 \\ - 4 \\ \hline 4 \end{array}$$



$$\begin{array}{r} 14 \\ - 7 \\ \hline 7 \end{array}$$



$$\begin{array}{r} 10 \\ - 5 \\ \hline 5 \end{array}$$

